



Security
Standards Council TM

PCI Quick Reference Guide

Understanding the Payment Card Industry
Data Security Standard version 1.2

For merchants and organizations that store, process or transmit cardholder data



[Contents](#)

[Introduction](#)

[Overview of PCI
Requirements](#)

[Security Controls
and Processes for PCI
DSS Requirements](#)

[How to Comply
With PCI DSS](#)

[Web Resources](#)

[About the PCI
Security Standards
Council](#)

Copyright 2008 PCI Security Standards Council, LLC. All Rights Reserved.

This Quick Reference Guide to the PCI Data Security Standard is provided by the PCI Security Standards Council to inform and educate merchants and other organizations that process, store or transmit cardholder data. For more information about the PCI SSC and the standards we manage, please visit www.pcisecuritystandards.org.

The intent of this document is to provide supplemental information, which does not replace or supersede PCI Security Standards Council standards or their supporting documents. Full details can be found on our Web site.

03/09



Contents

Introduction

Overview of PCI
Requirements

Security Controls
and Processes for PCI
DSS Requirements

How to Comply
With PCI DSS

Web Resources

About the PCI
Security Standards
Council

Contents

- Introduction: Protecting Cardholder Data with PCI Security Standards 4
- Overview of PCI Requirements 6
 - PCI Data Security Standard (PCI DSS)..... 8
 - Payment Application Data Security Standard (PA DSS)..... 10
 - PIN Entry Device Security Requirements (PED)..... 10
- Security Controls and Processes for PCI DSS Requirements..... 11
 - Build and Maintain a Secure Network..... 12
 - Protect Cardholder Data..... 14
 - Maintain a Vulnerability Management Program..... 16
 - Implement Strong Access Control Measures 18
 - Regularly Monitor and Test Networks..... 21
 - Maintain an Information Security Policy..... 23
 - Compensating Controls for PCI Security..... 24
- How to Comply with PCI DSS..... 25
 - Choosing a Qualified Security Assessor (QSA)..... 26
 - Choosing an Approved Scanning Vendor (ASV) 27
 - Using the Self-Assessment Questionnaire (SAQ)..... 28
 - Reporting 29
- Web Resources 30
- About the PCI Security Standards Council 31

This Guide provides supplemental information that does not replace or supersede PCI DSS version 1.2 documents.



Introduction: Protecting Cardholder Data with PCI Security Standards

The twentieth century U.S. criminal Willie Sutton was said to rob banks because “that’s where the money is.” The same motivation in our digital age makes merchants the new target for financial fraud. Occasionally lax security by some merchants enables criminals to easily steal and use personal consumer financial information from payment card transactions and processing systems.

It’s a serious problem – more than 234 million records with sensitive information have been breached since January 2005, according to Privacy Rights Clearinghouse.org. As a merchant, you are at the center of payment card transactions so it is imperative that you use standard security procedures and technologies to thwart theft of cardholder data.

Merchant-based vulnerabilities may appear almost anywhere in the card-processing ecosystem including point-of-sale devices; personal computers or servers; wireless hotspots or Web shopping applications; in paper-based storage systems; and unsecured transmission of cardholder data to service providers. Vulnerabilities may even extend to systems operated by service providers and acquirers, which are the financial institutions that initiate and maintain the relationships with merchants that accept payment cards (see diagram on page 5).

Compliance with the Payment Card Industry (PCI) Data Security Standard (DSS) helps to alleviate these vulnerabilities and protect cardholder data.

RISKY BEHAVIOR

A survey of businesses in the U.S. and Europe reveals activities that may put cardholder data at risk.

81% store payment card numbers

73% store payment card expiration dates

71% store payment card verification codes

57% store customer data from the payment card magnetic stripe

16% store other personal data


Source: Forrester Consulting: The State of PCI Compliance (commissioned by RSA/EMC)

This Guide provides supplemental information that does not replace or supersede PCI DSS version 1.2 documents.



4





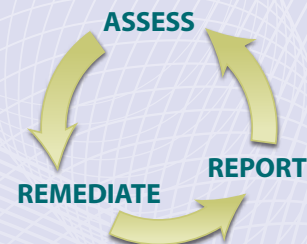
The intent of this PCI Quick Reference Guide is to help you understand the PCI DSS and to apply it to your payment card transaction environment.

There are three ongoing steps for adhering to the PCI DSS: **Assess** — identifying cardholder data, taking an inventory of your IT assets and business processes for payment card processing, and analyzing them for vulnerabilities that could expose cardholder data. **Remediate** — fixing vulnerabilities and not storing cardholder data unless you need it. **Report** — compiling and submitting required remediation validation records (if applicable), and submitting compliance reports to the acquiring bank and card brands you do business with.

PCI DSS follows common sense steps that mirror best security practices. The DSS globally applies to *all* entities that store, process or transmit cardholder data. PCI DSS and related security standards are administered by the PCI Security Standards Council, which was founded by American Express, Discover Financial Services, JCB International, MasterCard Worldwide and Visa Inc. Participating organizations include merchants, payment card issuing banks, processors, developers and other vendors.

This Guide provides supplemental information that does not replace or supersede PCI DSS version 1.2 documents.

PCI COMPLIANCE IS A
CONTINUOUS PROCESS



5



Contents

Introduction

Overview of PCI
Requirements

Security Controls
and Processes for PCI
DSS Requirements

How to Comply
With PCI DSS

Web Resources

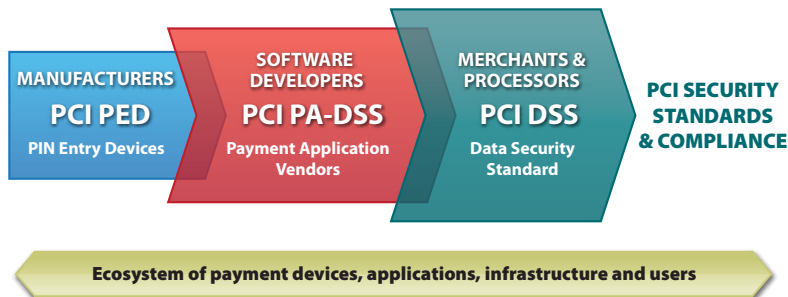
About the PCI
Security Standards
Council

Overview of PCI Requirements

PCI security standards are technical and operational requirements set by the PCI Security Standards Council (PCI SSC) to protect cardholder data. The standards apply to all organizations that store, process or transmit cardholder data – with guidance for software developers and manufacturers of applications and devices used in those transactions. The Council is responsible for managing the security standards, while compliance with the PCI set of standards is enforced by the founding members of the Council, American Express, Discover Financial Services, JCB International, MasterCard Worldwide and Visa Inc.

PAYMENT CARD INDUSTRY SECURITY STANDARDS

Protection of Cardholder Payment Data



This Guide provides supplemental information that does not replace or supersede PCI DSS version 1.2 documents.



6



PCI Security Standards Include:

PCI Data Security Standard (DSS)

The PCI DSS applies to all entities that store, process, and/or transmit cardholder data. It covers technical and operational system components included in or connected to cardholder data. If you are a merchant who accepts or processes payment cards, you must comply with the PCI DSS.

PIN Entry Device (PED) Security Requirements

PCI PED applies to manufacturers who specify and implement device characteristics and management for personal identification number (PIN) entry terminals used for payment card financial transactions. Merchants should use only PIN entry devices that are tested and approved by the PCI SSC. Authorized devices are listed at: www.pcisecuritystandards.org/security_standards/ped/pedapprovallist.html

Payment Application Data Security Standard (PA-DSS)

The PA-DSS is for software developers and integrators of payment applications that store, process or transmit cardholder data as part of authorization or settlement when these applications are sold, distributed or licensed to third parties. Most card brands encourage merchants to use payment applications that are tested and approved by the PCI SSC. Validated applications are listed at: www.pcisecuritystandards.org/security_standards/pa_dss.shtml

This Guide provides supplemental information that does not replace or supersede PCI DSS version 1.2 documents.



7



The PCI Data Security Standard

The PCI DSS version 1.2 is the global data security standard adopted by the card brands for all organizations that process, store or transmit cardholder data. It consists of common sense steps that mirror best security practices.

Goals	PCI DSS Requirements
Build and Maintain a Secure Network	<ol style="list-style-type: none">1. Install and maintain a firewall configuration to protect cardholder data2. Do not use vendor-supplied defaults for system passwords and other security parameters
Protect Cardholder Data	<ol style="list-style-type: none">3. Protect stored cardholder data4. Encrypt transmission of cardholder data across open, public networks
Maintain a Vulnerability Management Program	<ol style="list-style-type: none">5. Use and regularly update anti-virus software or programs6. Develop and maintain secure systems and applications
Implement Strong Access Control Measures	<ol style="list-style-type: none">7. Restrict access to cardholder data by business need-to-know8. Assign a unique ID to each person with computer access9. Restrict physical access to cardholder data
Regularly Monitor and Test Networks	<ol style="list-style-type: none">10. Track and monitor all access to network resources and cardholder data11. Regularly test security systems and processes
Maintain an Information Security Policy	<ol style="list-style-type: none">12. Maintain a policy that addresses information security for employees and contractors

This Guide provides supplemental information that does not replace or supersede PCI DSS version 1.2 documents.



8



Tools for Assessing Compliance with PCI DSS

The PCI SSC sets the PCI DSS standard, but each card brand has its own program for compliance, validation levels and enforcement. More information about compliance can be found at these links:

- American Express: • www.americanexpress.com/datasecurity
- Discover Financial Services: • www.discovernetwork.com/fraudsecurity/disc.html
- JCB International: • www.jcb-global.com/english/pci/index.html
- MasterCard Worldwide: • www.mastercard.com/sdp
- Visa Inc: • www.visa.com/cisp
- Visa Europe: • www.visaeurope.com/ais

Qualified Assessors. The Council manages programs that will help facilitate the assessment of compliance with PCI DSS: Qualified Security Assessor (QSA) and Approved Scanning Vendor (ASV). QSAs are approved by the Council to assess compliance with the PCI DSS. ASVs are approved by the Council to validate adherence to the PCI DSS scan requirements by performing vulnerability scans of Internet-facing environments of merchants and service providers. Additional details can be found on our Web site at: www.pcisecuritystandards.org/qa_asv/find_one.shtml

Self-Assessment Questionnaire. The “SAQ” is a validation tool for organizations that are not required to undergo an on-site assessment for PCI DSS compliance. Different SAQs are specified for various business situations; more details can found on our Web site at: www.pcisecuritystandards.org/saq/index.shtml. The organization’s acquiring financial institution can also determine if it should complete a SAQ.

This Guide provides supplemental information that does not replace or supersede PCI DSS version 1.2 documents.



9



Payment Application Data Security Standard

The PA-DSS is a standard for developers of payment applications. Its goal is to help development of secure commercial payment applications that do not store prohibited data, and ensure that payment applications support compliance with the PCI DSS. Merchants and service providers should ensure that they are using Council-approved payment applications; check with your acquiring financial institution to understand requirements and associated timeframes for implementing approved applications. PA-DSS has 14 requirements: For details and a list of approved Payment Applications, see: www.pcisecuritystandards.org/security_standards/pa_dss.shtml

PIN Entry Device (PED) Security Requirements

This standard, referred to as PED, applies to companies which make devices that accept personal identification number (PIN) entry for all PIN-based transactions. Certified PED laboratories validate adherence to the PED standard. Merchants and service providers should ensure that they are using certified PED devices; check with your acquiring financial institution to understand requirements and associated timeframes for compliance. PED has requirements for device characteristics and for device management. For details and a list of approved PIN Entry Devices, see: www.pcisecuritystandards.org/security_standards/ped/index.shtml

This Guide provides supplemental information that does not replace or supersede PCI DSS version 1.2 documents.



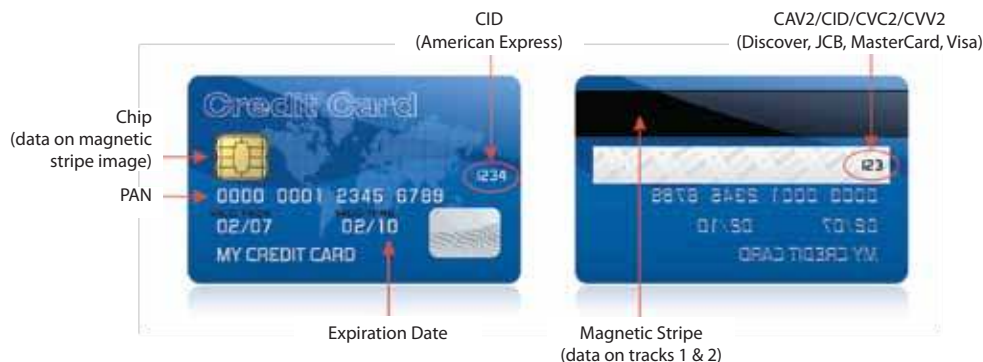
10



Security Controls and Processes for PCI DSS Requirements

The goal of the PCI Data Security Standard version 1.2 (PCI DSS) is to protect cardholder data that is processed, stored or transmitted by merchants. The security controls and processes required by PCI DSS are vital for protecting cardholder account data, including the PAN – the primary account number printed on the front of a payment card. Merchants and any other service providers involved with payment card processing must never store sensitive authentication data after authorization. This includes sensitive data that is printed on a card, or stored on a card's magnetic stripe or chip – and personal identification numbers entered by the cardholder. This chapter presents the objectives of PCI DSS and related 12 requirements.

Types of Data on a Payment Card



This Guide provides supplemental information that does not replace or supersede PCI DSS version 1.2 documents.



11



Build and Maintain a Secure Network

In the past, theft of financial records required a criminal to physically enter an organization's business site. Now, many payment card transactions (such as debit in the U.S. and "chip and pin" in Europe) use PIN entry devices and computers connected by networks. By using network security controls, organizations can prevent criminals from virtually accessing payment system networks and stealing cardholder data.

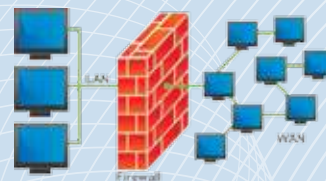
Requirement 1: Install and maintain a firewall and router configuration to protect cardholder data

Firewalls are devices that control computer traffic allowed into and out of an organization's network, and into sensitive areas within its internal network. Routers are hardware or software that connects two or more networks.

- 1.1 Establish firewall and router configuration standards that formalize testing whenever configurations change; that identify *all* connections to cardholder data (including wireless); that use various technical settings for each implementation; and stipulate a review of configuration rule sets at least every six months.
- 1.2 Build a firewall configuration that denies all traffic from "untrusted" networks and hosts, except for protocols necessary for the cardholder data environment.
- 1.3 Prohibit direct public access between the Internet and any system component in the cardholder data environment.
- 1.4 Install personal firewall software on any mobile and/or employee-owned computers with direct connectivity to the Internet that are used to access the organization's network.

This Guide provides supplemental information that does not replace or supersede PCI DSS version 1.2 documents.

CONTROLS FOR NETWORK SECURITY



Firewall

Device that controls the passage of traffic between networks and within an internal network



Router

Hardware or software that connects traffic between two or more networks

Illustration / Photo: Wikimedia Commons



12



Requirement 2: Do not use vendor-supplied defaults for system passwords and other security parameters

The easiest way for a hacker to access your internal network is to try default passwords or exploits based on default system software settings in your payment card infrastructure. Far too often, merchants do not change default passwords or settings upon deployment. This is akin to leaving your store physically unlocked when you go home for the night. Default passwords and settings for most network devices are widely known. This information, combined with hacker tools that show what devices are on your network can make unauthorized entry a simple task – if you have failed to change the defaults.

- 2.1 Always change vendor-supplied defaults *before* installing a system on the network. This includes wireless devices that are connected to the cardholder data environment or are used to transmit cardholder data.
- 2.2 Develop configuration standards for all system components that address all known security vulnerabilities and are consistent with industry-accepted definitions.
- 2.3 Encrypt all non-console administrative access such as browser/Web-based management tools.
- 2.4 Shared hosting providers must protect each entity’s hosted environment and cardholder data (details are in PCI DSS Appendix A: “Additional PCI DSS Requirements for Shared Hosting Providers.”)

**TYPICAL DEFAULT
PASSWORDS THAT MUST
BE CHANGED**

- [none]
- [name of product / vendor]
- 1234 or 4321
- access
- admin
- anonymous
- database
- guest
- manager
- pass
- password
- root
- sa
- secret
- sysadmin
- user

This Guide provides supplemental information that does not replace or supersede PCI DSS version 1.2 documents.

Protect Cardholder Data

Cardholder data refers to any information printed, processed, transmitted or stored in any form on a payment card. Organizations accepting payment cards are expected to protect cardholder data and to prevent their unauthorized use – whether the data is printed or stored locally, or transmitted over a public network to a remote server or service provider.

Requirement 3: Protect stored cardholder data

In general, no cardholder data should ever be stored unless it's necessary to meet the needs of the business. Sensitive data on the magnetic stripe or chip must never be stored. If your organization stores PAN, it is crucial to render it unreadable (see 3.4, and table below for guidelines).

- 3.1** Limit cardholder data storage and retention time to that required for business, legal, and/or regulatory purposes, as documented in your data retention policy.
- 3.2** Do not store sensitive authentication data after authorization (even if it is encrypted). See guidelines in table below.
- 3.3** Mask PAN when displayed; the first six and last four digits are the maximum number of digits you may display. Not applicable for authorized people with a legitimate business need to see the full PAN. Does not supersede stricter requirements in place for displays of cardholder data such as on a point-of-sale receipt.
- 3.4** Render PAN, at minimum, unreadable anywhere it is stored – including on portable digital media, backup media, in logs, and data received from or stored by wireless networks. Technology solutions for this requirement may include strong one-way hash functions, truncation, index tokens, securely stored pads, or strong cryptography. (See PCI DSS Glossary for definition of strong cryptography.)

This Guide provides supplemental information that does not replace or supersede PCI DSS version 1.2 documents.

ENCRYPTION PRIMER

Cryptography uses a mathematical formula to render plaintext data unreadable to people without special knowledge (called a “key”). Cryptography is applied to stored data as well as data transmitted over a network.

Encryption changes plaintext into ciphertext.

Decryption changes ciphertext back into plaintext.

This is secret stuff, PSE do not...

→ 5a0 (k\$hQ% ...

→ This is secret stuff, PSE do not...

Illustration: Wikimedia Commons



14



- 3.5 Protect cryptographic keys used for encryption of cardholder data from disclosure and misuse.
- 3.6 Fully document and implement all appropriate key management processes and procedures for cryptographic keys used for encryption of cardholder data.

Guidelines for Cardholder Data Elements

	Data Element	Storage Permitted	Protection Required	PCI DSS Req. 3.4
Cardholder Data	Primary Account Number (PAN)	Yes	Yes	Yes
	Cardholder Name ¹	Yes	Yes ¹	No
	Service Code ¹	Yes	Yes ¹	No
	Expiration Date ¹	Yes	Yes ¹	No
Sensitive Authentication Data ²	Full Magnetic Stripe Data ³	No	N/A	N/A
	CAV2 / CVC2 / CVV2 / CID	No	N/A	N/A
	PIN / PIN Block	No	N/A	N/A

¹ These data elements must be protected if stored in conjunction with the PAN. This protection should be per PCI DSS requirements for general protection of the cardholder data environment. Additionally, other legislation (for example, related to consumer personal data protection, privacy, identity theft, or data security) may require specific protection of this data, or proper disclosure of a company's practices if consumer-related personal data is being collected during the course of business. PCI DSS, however, does not apply if PANs are not stored, processed, or transmitted.

² Sensitive authentication data must not be stored after authorization (even if encrypted).

³ Full track data from the magnetic stripe, magnetic stripe image on the chip, or elsewhere.

This Guide provides supplemental information that does not replace or supersede PCI DSS version 1.2 documents.

Requirement 4: Encrypt transmission of cardholder data across open, public networks

Cyber criminals may be able to intercept transmissions of cardholder data over open, public networks so it is important to prevent their ability to view these data. Encryption is a technology used to render transmitted data unreadable by any unauthorized person.

- 4.1 Use strong cryptography and security protocols such as SSL/TLS or IPSEC to safeguard sensitive cardholder data during transmission over open, public networks (e.g. Internet, wireless technologies, global systems for communications [GSM], general packet radio systems [GPRS]). Ensure wireless networks transmitting cardholder data or connected to the cardholder data environment use industry best practices (e.g., IEEE 802.11ix) to implement strong encryption for authentication and transmission. For new wireless implementations, it is prohibited to implement WEP after March 31, 2009. For current implementations, it is prohibited to use WEP after June 30, 2010.
- 4.2 Never send unencrypted PANs by end user messaging technologies.

Maintain a Vulnerability Management Program

Vulnerability management is the process of systematically and continuously finding weaknesses in an organization's payment card infrastructure system. This includes security procedures, system design, implementation, or internal controls that could be exploited to violate system security policy.

Requirement 5: Use and regularly update anti-virus software or programs

Many vulnerabilities and malicious viruses enter the network via employees' e-mail and other online activities. Anti-virus software must be used on all systems affected by malware to protect systems from current and evolving malicious software threats.

VULNERABILITY MANAGEMENT



Create policy governing security controls according to industry standard best practices (e.g., IEEE 802.11ix)

Regularly scan systems for vulnerabilities

Create remediation schedule based on risk and priority

Pre-test and **deploy** patches

Rescan to verify compliance

Update security software with the most current signatures and technology

Use only software or systems that were securely developed by industry standard best practices

This Guide provides supplemental information that does not replace or supersede PCI DSS version 1.2 documents.



16



- 5.1 Deploy anti-virus software on all systems affected by malicious software (particularly personal computers and servers).
- 5.2 Ensure that all anti-virus mechanisms are current, actively running, and capable of generating audit logs.

Requirement 6: Develop and maintain secure systems and applications

Security vulnerabilities in systems and applications may allow criminals to access PAN and other cardholder data. Many of these vulnerabilities are eliminated by installing vendor-provided security patches, which perform a quick-repair job for a specific piece of programming code. All critical systems must have the most recently released software patches to prevent exploitation. Organizations should apply patches to less-critical systems as soon as possible, based on a risk-based vulnerability management program. Secure coding practices for developing payments applications, change control procedures and other secure software development practices should always be followed.

- 6.1 Ensure that all system components and software have the latest vendor-supplied security patches installed. Deploy critical patches within a month of release.
- 6.2 Establish a process to identify newly discovered security vulnerabilities, such as by subscribing to alert services, or using a vulnerability scanning service or software. Update the process to address new vulnerability issues.
- 6.3 Develop software applications in accordance with PCI DSS based on industry best practices and incorporate information security throughout the software development life cycle.
- 6.4 Follow change control procedures for all changes to system components.

This Guide provides supplemental information that does not replace or supersede PCI DSS version 1.2 documents.



17



- 6.5 Develop all Web applications based on secure coding guidelines and review custom application code to identify coding vulnerabilities.
- 6.6 Ensure that all public Web-facing applications are protected against known attacks with at least annual reviews of code, and by installing a Web application firewall in front of public-facing Web applications.

Implement Strong Access Control Measures

Access control allows merchants to permit or deny the use of physical or technical means to access PAN and other cardholder data. Access must be granted on a business need-to-know basis. Physical access control entails the use of locks or restricted access to paper-based cardholder records or system hardware. Logical access control permits or denies use of PIN entry devices, a wireless network, PCs and other devices. It also controls access to digital files containing cardholder data.

Requirement 7: Restrict access to cardholder data by business need-to-know

To ensure critical data can only be accessed by authorized personnel, systems and processes must be in place to limit access based on need-to-know and according to job responsibilities. Need-to-know is when access rights are granted to only the least amount of data and privileges needed to perform a job.

- 7.1 Limit access to system components and cardholder data to only those individuals whose job requires such access.
- 7.2 Establish an access control system for systems components with multiple users that restricts access based on a user's need-to-know, and is set to "deny all" unless specifically allowed.

RESTRICTING ACCESS IS CRUCIAL!



Restrict Access to Cardholder Data Environments employing access controls such as RBAC (Role Based Access Control)

Limit access to only those individuals whose job requires such access

Formalize an access control policy that includes a list of who gets access to specified cardholder data

Deny all access to anyone who is not specifically allowed to access cardholder data

Photo: Wikimedia Commons

This Guide provides supplemental information that does not replace or supersede PCI DSS version 1.2 documents.



18



Requirement 8: Assign a unique ID to each person with computer access

Assigning a unique identification (ID) to each person with access ensures that actions taken on critical data and systems are performed by, and can be traced to, known and authorized users.

- 8.1** Assign all users a unique user name before allowing them to access system components or cardholder data.
- 8.2** Employ at least one of these to authenticate all users: password or passphrase; or two-factor authentication (e.g., token devices, smart cards, biometrics, public keys).
- 8.3** Implement two-factor authentication for remote access to the network by employees, administrators, and third parties. Use technologies such as remote authentication and dial-in service or terminal access controller access control system with tokens; or virtual private network with individual certificates.
- 8.4** Render all passwords unreadable for all system components both in storage and during transmission using strong cryptography based on approved standards.
- 8.5** Ensure proper user authentication and password management for non-consumer users and administrators on all system components.

GIVE EVERY USER A UNIQUE ID



Every user on the payment system must have a unique ID. This allows a business to trace every action to a specific worker.

This Guide provides supplemental information that does not replace or supersede PCI DSS version 1.2 documents.



19



Requirement 9: Restrict physical access to cardholder data

Any physical access to data or systems that house cardholder data provides the opportunity for persons to access and/or remove devices, data, systems or hardcopies, and should be appropriately restricted.

- 9.1 Use appropriate facility entry controls to limit and monitor physical access to systems in the cardholder data environment.
- 9.2 Develop procedures to help all personnel easily distinguish between employees and visitors, especially in areas where cardholder data is accessible.
- 9.3 Ensure all visitors are authorized before entering areas where cardholder data is processed or maintained; given a physical token that expires and that identifies visitors as non-employees; and are asked to surrender the physical token before leaving the facility or at the date of expiration.
- 9.4 Use a visitor log to maintain a physical audit trail of visitor information and activity. Retain the log for at least three months unless otherwise restricted by law.
- 9.5 Store media back-ups in a secure location, preferably off site.
- 9.6 Physically secure all paper and electronic media that contain cardholder data.
- 9.7 Maintain strict control over the internal or external distribution of any kind of media that contains cardholder data.
- 9.8 Ensure that management approves any and all media containing cardholder data moved from a secured area, especially when media is distributed to individuals.

PHYSICALLY SECURE THE PAYMENT SYSTEM



Businesses must physically secure or restrict access to printouts of cardholder data, to media where it is stored, and to devices used for accessing or storing cardholder data. It's important to understand that PCI is about protecting both electronic data and paper receipts as well.

Illustration: Wikimedia Commons

This Guide provides supplemental information that does not replace or supersede PCI DSS version 1.2 documents.



20



- 9.9** Maintain strict control over the storage and accessibility of media that contains cardholder data.
- 9.10** Destroy media containing cardholder data when it is no longer needed for business or legal reasons.

Regularly Monitor and Test Networks

Physical and wireless networks are the glue connecting all endpoints and servers in the payment infrastructure. Vulnerabilities in network devices and systems present opportunities for criminals to gain unauthorized access to payment card applications and cardholder data. To prevent exploitation, organizations must regularly monitor and test networks to find and fix vulnerabilities.

Requirement 10: Track and monitor all access to network resources and cardholder data

Logging mechanisms and the ability to track user activities are critical for effective forensics and vulnerability management. The presence of logs in all environments allows thorough tracking and analysis if something goes wrong. Determining the cause of a compromise is very difficult without system activity logs.

- 10.1** Establish a process for linking all access to system components to each individual user – especially access done with administrative privileges.
- 10.2** Implement automated audit trails for all system components for reconstructing these events: all individual user accesses to cardholder data; all actions taken by any individual with root or administrative privileges; access to all audit trails; invalid logical access attempts; use of identification and authentication mechanisms; initialization of the audit logs; creation and deletion of system-level objects.

This Guide provides supplemental information that does not replace or supersede PCI DSS version 1.2 documents.

MONITOR ALL ACTIVITY



Organizations must track and monitor all access to cardholder data and related network resources – in stores, regional offices, headquarters, and other remote access.

Photo: Wikimedia Commons



21



- 10.3** Record audit trail entries for all system components for each event, including at a minimum: user identification, type of event, date and time, success or failure indication, origination of event, and identity or name of affected data, system component or resource.
- 10.4** Synchronize all critical system clocks and times.
- 10.5** Secure audit trails so they cannot be altered.
- 10.6** Review logs for all system components related to security functions at least daily.
- 10.7** Retain audit trail history for at least one year; at least three months of history must be immediately available for analysis.

Requirement 11: Regularly test security systems and processes

Vulnerabilities are being discovered continually by malicious individuals and researchers, and being introduced by new software. System components, processes, and custom software should be tested frequently to ensure security is maintained over time. Testing of security controls is especially important for any environmental changes such as deploying new software or changing system configurations.

- 11.1** Test for the presence of wireless access points by using a wireless analyzer at least quarterly, or deploying a wireless IDS/IPS to identify all wireless devices in use.
- 11.2** Run internal and external network vulnerability scans at least quarterly and after any significant change in the network. ASVs are not required to perform internal scans.
- 11.3** Perform external and internal penetration testing at least once a year and after any significant infrastructure or application upgrade or modification, including network- and application-layer penetration tests.

SEVERITY LEVELS FOR VULNERABILITY SCANNING

5 Urgent: Trojan horses; file read and write exploit; remote command execution

4 Critical: Potential Trojan horses; file read exploit

3 High: Limited exploit of read; directory browsing; DoS

2 Medium: Sensitive configuration information can be obtained by hackers

1 Low: Information can be obtained by hackers on configuration

“To be considered compliant, a component must not contain vulnerabilities assigned Level 3, 4, or 5. To be considered compliant, all components within the customer infrastructure must be compliant. The scan report must not include any vulnerabilities that indicate features or configurations that may violate PCI DSS requirements.”

This Guide provides supplemental information that does not replace or supersede PCI DSS version 1.2 documents.



22



- 11.4** Use network intrusion detection systems and/or intrusion prevention systems to monitor all traffic in the cardholder data environment and alert personnel to suspected compromises. IDS/IPS engines must be kept up to date.
- 11.5** Deploy file integrity monitoring software to alert personnel to unauthorized modification of critical system files, configuration files or content files. Configure the software to perform critical file comparisons at least weekly.

Maintain an Information Security Policy

A strong security policy sets the tone for security affecting an organization's entire company, and it informs employees of their expected duties related to security. All employees should be aware of the sensitivity of cardholder data and their responsibilities for protecting it.

Requirement 12: Maintain a policy that addresses information security for employees and contractors

- 12.1** Establish, publish, maintain, and disseminate a security policy that addresses all PCI DSS requirements, includes an annual process for identifying vulnerabilities and formally assessing risks, and includes a review at least once a year and when the environment changes.
- 12.2** Develop daily operational security procedures that are consistent with requirements in PCI DSS.
- 12.3** Develop usage policies for critical employee-facing technologies to define their proper use for all employees and contractors. These include remote access, wireless, removable electronic media, laptops, handheld devices, email and Internet.
- 12.4** Ensure that the security policy and procedures clearly define information security responsibilities for all employees and contractors.

This Guide provides supplemental information that does not replace or supersede PCI DSS version 1.2 documents.

"PCI DSS represents the best available framework to guide better protection of cardholder data. It also presents an opportunity to leverage cardholder data security achieved through PCI DSS compliance for better protection of other sensitive business data – and to address compliance with other standards and regulations."

AberdeenGroup
IT Industry Analyst



23



- 12.5** Assign to an individual or team information security responsibilities defined by 12.5 subsections.
- 12.6** Implement a formal security awareness program to make all employees aware of the importance of cardholder data security.
- 12.7** Screen employees prior to hire to minimize the risk of attacks from internal sources.
- 12.8** If cardholder data is shared with service providers, then require them to implement PCI DSS policies and procedures for cardholder data security.
- 12.9** Implement an incident response plan. Be prepared to respond immediately to a system breach.

Compensating Controls for PCI Security

Compensating controls may be considered for most PCI DSS requirements when an entity cannot meet a requirement explicitly as stated, due to legitimate technical or documented business constraints, but has sufficiently mitigated the risk associated with the requirement through implementation of compensating controls. In order for a compensating control to be considered valid, it must be reviewed by a QSA. The effectiveness of a compensating control is dependent on the specifics of the environment in which the control is implemented, the surrounding security controls, and the configuration of the control. Organizations should be aware that a particular compensating control will not be effective in all environments. See the PCI DSS version 1.2, Appendices B and C for details.

This Guide provides supplemental information that does not replace or supersede PCI DSS version 1.2 documents.



How to Comply with PCI DSS

Merchants and organizations that store, process and/or transmit cardholder data must comply with PCI DSS version 1.2. While the Council is responsible for managing the data security standards, each card brand maintains its own separate compliance enforcement programs. Each card brand has defined specific requirements for validation of compliance and reporting, such as provisions for self-assessment versus using a Qualified Security Assessor.

Depending on an organization's classification or risk level (determined by the individual card brands), processes for validating compliance and reporting to acquiring financial institutions usually follow this track:

1. **PCI DSS Scoping** – determine what system components are governed by PCI DSS
2. **Sampling** – examine the compliance of a subset of system components in scope
3. **Compensating Controls** – QSA validates alternative control technologies/processes
4. **Reporting** – merchant/organization submits required documentation
5. **Clarifications** – merchant/organization clarifies/updates report statements (if applicable) upon bank request

This Guide provides supplemental information that does not replace or supersede PCI DSS version 1.2 documents.



25



Specific questions about compliance validation levels should be directed to your acquiring financial institution. Only the acquiring financial institution can assign a validation level to merchants. Links to card brand compliance programs include:

- American Express: • www.americanexpress.com/datasecurity
- Discover Financial Services: • www.discovernetwork.com/fraudsecurity/disc.html
- JCB International: • www.jcb-global.com/english/pci/index.html
- MasterCard Worldwide: • www.mastercard.com/sdp
- Visa Inc: • www.visa.com/cisp
- Visa Europe: • www.visaeurope.com/ais

Choosing a Qualified Security Assessor

A Qualified Security Assessor (QSA) is a data security firm that has been trained and is certified by the PCI Security Standards Council to perform on-site security assessments for verification of compliance with PCI DSS. The QSA will:

- Verify all technical information given by merchant or service provider
- Use independent judgment to confirm the standard has been met
- Provide support and guidance during the compliance process
- Be onsite for the validation of the assessment or duration as required
- Review the work product that supports the PCI Requirements and Security Assessment Procedures
- Ensure adherence to the PCI Security Assessment Procedures
- Define the scope of the assessment
- Select systems and system components where sampling is employed
- Evaluate compensating controls
- Produce the final report

This Guide provides supplemental information that does not replace or supersede PCI DSS version 1.2 documents.

PREPARING FOR A PCI DSS ASSESSMENT



Gather Documentation:

Security policies, change control, network diagrams, PCI letters and notifications

Schedule Resources: Ensure participation of a project manager and key people from IT, security, applications, human resources and legal

Describe the Environment:

Organize information about the cardholder data environment, including cardholder data flow and location of cardholder data repositories



26



The QSA you select should have solid understanding of your business and have experience in assessing the security of similar organizations. That knowledge helps the QSA to understand business sector-specific nuances of securing cardholder data under PCI DSS. Also, look for a good fit with your company's culture. The assessment will conclude whether you are compliant or not – but the QSA will also work with your organization to understand how to achieve and maintain compliance. Many QSAs also can provide additional security-related services such as ongoing vulnerability assessment and remediation. A list of QSAs is available at www.pcisecuritystandards.org/qa_asv/find_one.shtml.

Choosing an Approved Scanning Vendor

An Approved Scanning Vendor (ASV) is a data security firm using a scanning solution to determine whether or not the customer is compliant with the PCI DSS external vulnerability scanning requirement. ASVs have been trained and are qualified by the PCI Security Standards Council to perform network and systems scans as required by the PCI DSS. An ASV may use its own software or an approved commercial or open source solution to validate compliance. ASV solutions must be non-disruptive to customers' systems and data – they must never cause a system reboot, or interfere with or change domain name server (DNS) routing, switching, and address resolution. Root-kits or other software should not be installed unless part of the solution and pre-approved by the customer. Tests not permitted by the ASV solution include denial of service, buffer overflow, brute force attack resulting in a password lockout, or excessive usage of available communication bandwidth.

An ASV scanning solution includes the scanning tool(s), the associated scanning report, and the process for exchanging information between the scanning vendor and the customer. ASVs may submit compliance reports to the acquiring institution on behalf of a merchant or service provider. A list of ASVs is available at www.pcisecuritystandards.org/qa_asv/find_one.shtml.

This Guide provides supplemental information that does not replace or supersede PCI DSS version 1.2 documents.



Using the Self-Assessment Questionnaire

The “SAQ” is a self-validation tool for merchants and service providers who are not required to do on-site assessments for PCI DSS compliance. The SAQ includes a series of yes-or-no questions for compliance. If an answer is no, the organization must state the future remediation date and associated actions. In order to align more closely with merchants and their compliance validation process, the SAQ was revised and now allows for flexibility based on the complexity of a particular merchant’s or service provider’s business situation (see chart below). The SAQ validation type does not correlate to the merchant classification or risk level.

Self-Assessment Questionnaires		
SAQ Validation Type	Description	SAQ
1	Card-Not-Present (e-commerce or MO/TO) merchants, all cardholder data functions outsourced. This would never apply to face-to-face merchants.	A
2	Imprint-only merchants with no cardholder data storage.	B
3	Standalone dial-up terminal merchants, no cardholder data storage.	B
4	Merchants with payment application systems connected to the Internet, no cardholder data storage.	C
5	All other merchants (not included in descriptions for SAQs A, B or C above), and all service providers defined by a card brand as eligible to complete a SAQ.	D

This Guide provides supplemental information that does not replace or supersede PCI DSS version 1.2 documents.

Reporting

Reports are the official mechanism by which merchants and other organizations verify compliance with PCI DSS to their respective acquiring financial institutions. Depending on card brand requirements, merchants and service providers may need to submit a SAQ or annual attestations of compliance for on-site assessments (see PCI DSS version 1.2, Appendices D and E for more information). Quarterly submission of a report for network scanning may also be required. Finally, individual card brands may require submission of other documentation; see their Web sites for more information (URLs listed above).

Information Contained in PCI DSS Reports

- Summary of Findings (general statement, details of the security assessment)
- Business Information (contact, business description, processor relationships)
- Card Payment Infrastructure (network diagram, transaction flow diagram, POS products used, wireless LANs and/or wireless POS terminals)
- External Relationships (list service providers with whom you share cardholder data, connections to card payment companies, wholly owned entities (national and international) that require compliance with PCI DSS)

COMPLIANCE PROGRAM

Assess

Assess your network and IT resources for vulnerabilities. You should constantly monitor access and usage of cardholder data. Log data must be available for analysis

Remediate

You must fix vulnerabilities that threaten unauthorized access to cardholder data

Report

Report compliance and present evidence that data protection controls are in place

This Guide provides supplemental information that does not replace or supersede PCI DSS version 1.2 documents.



29



Web Resources

PCI Security Standards Council Web site

www.pcisecuritystandards.org

Frequently Asked Questions (FAQ)

www.pcisecuritystandards.org/faq.htm

Membership Information

www.pcisecuritystandards.org/participation/join.shtml

Webinars

www.pcisecuritystandards.org/news_events/events.shtml

Training (for assessors)

QSAs: www.pcisecuritystandards.org/education/qa_training.shtml

PA-DSS: www.pcisecuritystandards.org/education/pa-dss_training.shtml

PCI SSC Approved

PIN Entry Devices: www.pcisecuritystandards.org/security_standards/ped/pedapprovallist.html

Payment Applications: www.pcisecuritystandards.org/security_standards/pa_dss.shtml

PCI Data Security Standard version 1.2 (PCI DSS)

The Standard: www.pcisecuritystandards.org/tech/download_the_pci_dss.htm

Supporting Documents: www.pcisecuritystandards.org/security_standards/pci_dss_supporting_docs.shtml

Approved Assessors and Scanning Vendors: www.pcisecuritystandards.org/about/resources.shtml

Navigating the Standard: www.pcisecuritystandards.org/security_standards/pci_dss_supporting_docs.shtml

Self-Assessment Questionnaire: www.pcisecuritystandards.org/faq/index.shtml

Glossary: www.pcisecuritystandards.org/security_standards/pci_dss_supporting_docs.shtml

Approved QSAs: www.pcisecuritystandards.org/qa_asv/find_one.shtml

Approved ASVs: www.pcisecuritystandards.org/qa_asv/find_one.shtml

This Guide provides supplemental information that does not replace or supersede PCI DSS version 1.2 documents.



30



About the PCI Security Standards Council

The PCI Security Standards Council (PCI SSC) is a global open body formed to develop, enhance, disseminate and assist with the understanding of security standards for payment account security. The Council maintains, evolves, and promotes the Payment Card Industry security standards. It also provides critical tools needed for implementation of the standards such as assessment and scanning guidelines, a self-assessment questionnaire, training and education, and product certification programs.

The PCI SSC founding members, American Express, Discover Financial Services, JCB International, MasterCard Worldwide, and Visa Inc., have agreed to incorporate the PCI Data Security Standard as part of the technical requirement for each of their data security compliance programs. Each founding member also recognizes the Qualified Security Assessors and Approved Scanning Vendors qualified by the PCI SSC to assess compliance with the PCI DSS.

The PCI SSC's founding member card brands share equally in the Council's governance and operations. Other industry stakeholders participate in reviewing proposed additions or modifications to the standards, including merchants, payment card issuing banks, processors, hardware and software developers, and other vendors.

PCI SSC FOUNDERS



PARTICIPATING ORGANIZATIONS

Merchants, Banks, Processors,
Hardware and Software Developers
and Point-of-Sale Vendors

This Guide provides supplemental information that does not replace or supersede PCI DSS version 1.2 documents.



31



Contents

Introduction

Overview of PCI
Requirements

Security Controls
and Processes for PCI
DSS Requirements

How to Comply
With PCI DSS

Web Resources

About the PCI
Security Standards
Council

PCI Data Security Standard

The PCI DSS version 1.2 is a set of comprehensive requirements for enhancing payment account data security. It represents common sense steps that mirror security best practices. Learn more about its requirements, security controls and processes, and steps to assess compliance inside this PCI Quick Reference Guide.

Goals	PCI DSS Requirements
Build and Maintain a Secure Network	1. Install and maintain a firewall configuration to protect cardholder data 2. Do not use vendor-supplied defaults for system passwords and other security parameters
Protect Cardholder Data	3. Protect stored cardholder data 4. Encrypt transmission of cardholder data across open, public networks
Maintain a Vulnerability Management Program	5. Use and regularly update anti-virus software or programs 6. Develop and maintain secure systems and applications
Implement Strong Access Control Measures	7. Restrict access to cardholder data by business need-to-know 8. Assign a unique ID to each person with computer access 9. Restrict physical access to cardholder data
Regularly Monitor and Test Networks	10. Track and monitor all access to network resources and cardholder data 11. Regularly test security systems and processes
Maintain an Information Security Policy	12. Maintain a policy that addresses information security for employees and contractors

This Guide provides supplemental information that does not replace or supersede PCI DSS version 1.2 documents.

